

# LIVIN' ON A PRAYER

As Recorded by Bon Jovi  
(From the album SLIPPERY WHEN WET/Polygram Records)

Words and Music by  
Jon Bon Jovi, Richie Sambora  
and Desmond Child

Esus2<sup>II</sup> C D Esus4 E5<sup>II</sup> Em Esus2 C<sup>III</sup> D<sup>V</sup> D5 E5 Em (type 2)

Csus2 G5 Dsus4 C5 D5 (type 2) E5 (type 2) Dsus2 G5 (type 2) E<sup>b</sup>sus2 F5 B<sup>b</sup> E<sup>b</sup>

Moderate Rock ♩ = 126

Intro

Keyboard (arr. for gtr.)

Esus2 Esus2/C Esus2/D Esus2 Esus2/C Esus2/D

*pp* *mp* *cresc.* *mf*

Gtr. II (Kybd.)

(Bass enters) Esus2 Esus2/C Esus2/D Esus2<sup>II</sup> Gtr. I (elec. gtr.) Riff A

*mf* (w/"Talk box" effect)

C D Esus4 E5<sup>II</sup> C D D Em

(Spoken) Once upon a time not so long ago...

1st Verse

Rhy. Fig. 1

Em Esus2 Em


Tom-my used to work on the docks, un-ion's been on strike, he's down on his luck, it's

w/Riff A (Gtr. I) 2 times

(Both gtrs.) C D Em (end Rhy. Fig. 1) Repeat Rhy. Fig. 1 Em

tough, so tough. Gi-na works the din-er all day,

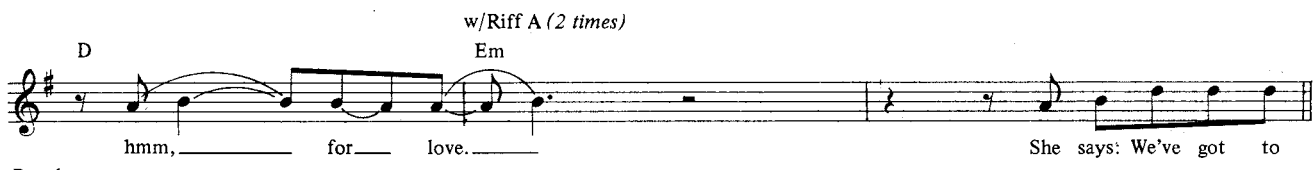
Esus2 Em C



work-in' for her man, she brings home her pay for love, \_

w/Riff A (2 times)

D Em



hmm, for love. She says: We've got to


Pre-chorus

CIII DV E D5 E5 E CIII DV E D5 E5 E



hold on to what we've got. It does-n't make a dif-frence if we make it or not. We've


CIII DV D5 E5 CIII DV E



got each-oth-er and that's a lot. For love, we'll give it a shot!


Chorus

Em(type 2) E Csus2 DV E G5 CIII A DV A



Oh, we're half-way there, oh, liv-in' on a prayer.

Em(type 2) E Csus2 DV E G5 CIII D DV

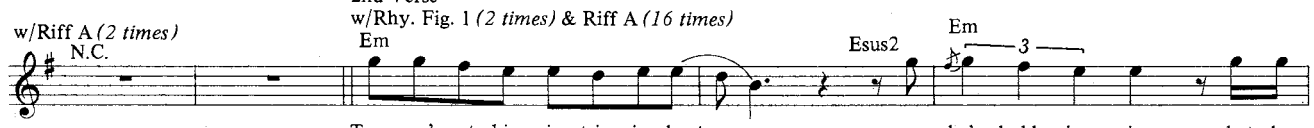


Take my hand, we'll make it, I swear. Oh, liv-in' on a prayer.

2nd Verse

w/Riff A (2 times) w/Rhy. Fig. 1 (2 times) & Riff A (16 times)


N.C. Esus2 Em



Tom-my's got his six-string in hock, now he's hold-ing in what he


w/Fill 1

C D Em



used to make it talk so tough, hmm, it's tough.

Fill 1



Full Full 8va 1 1/2 loco 2 1/4 \*  
Full Full sl 1 1/2 trem. bar 2 1/4 \*

14 14(14) (14) (14) 19 15 17 0(0) (0)

\*Depress bar as far as possible.

Esus2

Gi - na dreams of run - ning a - way, \_\_\_\_\_ when she

Em

cries in the night, Tom-my whis-pers: Ba - by, it's o - kay, \_\_\_\_\_

D

Em

D.S. al Coda

s - some - day. \_\_\_\_\_ We've got to

Coda

Csus2

Guitar solo

Em (type 2)

Csus2

Liv - in' on a prayer. \_\_\_\_\_

Harm. (8va)

sl.

f

semi-harm.

Full

D5

G5

Csus2

Dsus4

DV

P.M.

rake

Full

Full

sl.

Em (type 2)

Csus2

Dsus4

D

G5

Csus2

1/2

sl.



1st, 2nd Verses  
Em

Esus2 Em C D Em

- 1. Tom-my used to work on the docks, (etc.)
- 2. Tom-my's got his six-string in hock, (etc.)

1. 2. Pre-chorus C D D5 E5

...hold on to what we've got. (etc.)

C D D5 E5 C D D5 E5

Chorus Em Csus2 D

Oh, we're half-way there,

G5 C D Em Csus2 D

oh, liv-in' on a prayer. (etc.)

*To Coda* *D.S. al Coda*

G5 C D N.C.

5 5 2 3 2 3 4 | 5 5 5 5 5 5 5 | 0 7 7 5 0 0 7 5 | 0 7 7 5 0 0 7 5

*Coda*

D Csus2 *sl.*

5 5 5 5 5 5 5 2 | 3 5 10 (10) 8

*sl.* *sl.*

*Guitar solo*

Em Csus2 D5 G5 Csus2 Dsus4 D

0 2 3 3 2 3 4 | 5 5 5 5 2 2 2 4 4 | 5 5 2 3 2 3 2 | 5 5 5 5 5 5 0 3 2

Em Csus2 Dsus4 D G5 Csus2 *sl.* Em

0 2 3 3 2 3 4 | 5 5 5 5 5 5 2 4 | 5 5 2 3 3 | 0 0 0 0 0 0 0 0

*sl.*

*Pre-chorus*

C D D5 E5 C

0 0 0 0 0 0 0 2 | 3 3 3 5 5 5 5 5 | 5 5 5 5 7 7 5 | 3 3

*Chorus*

D G5 Ebsus2 F5

5 5 5 5 | 3 5 6 6 5 6 7 | 8 8 8 8 8 8 5 7

Bb Eb F5 G5 Ebsus2 F5

8 8 5 6 5 6 7 8 8 8 8 8 8 0 6 5 3 5 6 6 5 6 6 10 8 8 8 5 5 5 7 7

*sl.*

Bb Eb F5 G5 Ebsus2 F5

8 8 5 6 5 6 7 8 8 8 8 8 8 8 0 0 3 5 6 6 5 6 7 8 8 8 8 8 8 10 9

Bb Eb F5 G5 Ebsus2 F5

8 8 5 6 5 6 7 8 8 7 8 8 8 0 6 5 3 5 6 6 5 6 7 8 8 8 8 8 8 5 7

*sl.*

*sim.*

Bb Eb F5 G5 Ebsus2 F5

8 8 5 6 5 6 8 10 8 8 8 8 8 8 8 6 5 3 5 6 6 5 6 7 8 8 8 8 8 8 5 7

*sl.*

*Begin fade*

Bb Eb F5 G5 Ebsus2 F5

8 8 8 6 5 6 7 8 8 8 8 8 8 8 6 5 3 5 6 6 5 6 7 8 8 8 8 8 8 5 7

*Fade out*







E7 F#m B E A

down... Like a fool, I fell in love with you,

Full P H H H Full P

Full P Full P

H H H

Let ring sl. P sl. P

sl. P sl. P

F#m B E N.C. D.S. al 3rd verse 3rd Verse C#m(7)

you turn the whole world up-side down... Lay So make the best of the sit-u-a-

Full 1/2 Full 1/2 H P Gtr. III 1/2 Full P

Full 1/2 Full 1/2 H P 1/2 Full P

H H P Gtr. II

H H P

G#m C#m C7 D7 E7 F#m B  
 tion, be-fore I fi-n'ly go in - sane. Please don't say we'll

Musical score for the first system. It includes a vocal line with lyrics, a guitar melody line with dynamics like *1/2*, *Full*, *P*, and *sl.*, and a guitar accompaniment line with fret numbers and dynamics like *sl.* and *P*.

E A F#m B E N.C.  
 nev-er find a way, and tell me all my love's in vain. Lay

Musical score for the second system. It includes a vocal line with lyrics, a guitar melody line with dynamics like *Full*, *P*, *H*, and *H P*, and a guitar accompaniment line with fret numbers and dynamics like *P*, *H*, and *H P*.











Am D Gsus4 G Gadd9 G5

w/Rhy. Fig. 4  
C C/E Fadd9 F Fmaj7 F6 F

w/Rhy. Fig. 2A  
Bb7 C

w/Rhy. Fig. 4  
C C/E Fadd9 F Fmaj7 F6 F *Play 5 times*

Gtr. II Bb7  
Freely (Gtr. II tacet)  
C \*Gtr. I  
(w/slide) *mf* *sl.* *sl.*

*rit.*  
Gtr. III  
Let ring